

ALERT III CRASH SYSTEM BASIC SYSTEM OVERVIEW & TRAINING FOR COMMERCIAL AIRPORTS

ALERT III EMERGENCY CONFERENCE SYSTEM



- PCAS / SCN - Primary /Secondary Airfield Crash Net
- Instant Emergency Conferencing for First Responders
- Proven Design for Performance and Reliability
- Meets DOD / AFI and FAA Requirements for Airfield Communications

ALERT III OVERVIEW



RS232 Interface - 4 wire

System Console: PC GUI

- Visual Status of all elements.
- Basic Functional controls.
- Configuration changes.
- Not vital for operation.
- All in one PC w Forum

Software

Standalone, independent system

- No connection to LAN / WAN
- With local UPS, impervious to power surges or outages - line powered.
- Integrated Ring - down capability - no separate chassis – Potential point of failure.



System chassis:

- Fully integrated total system functionality.
- Conference control.
- Ringing stations.

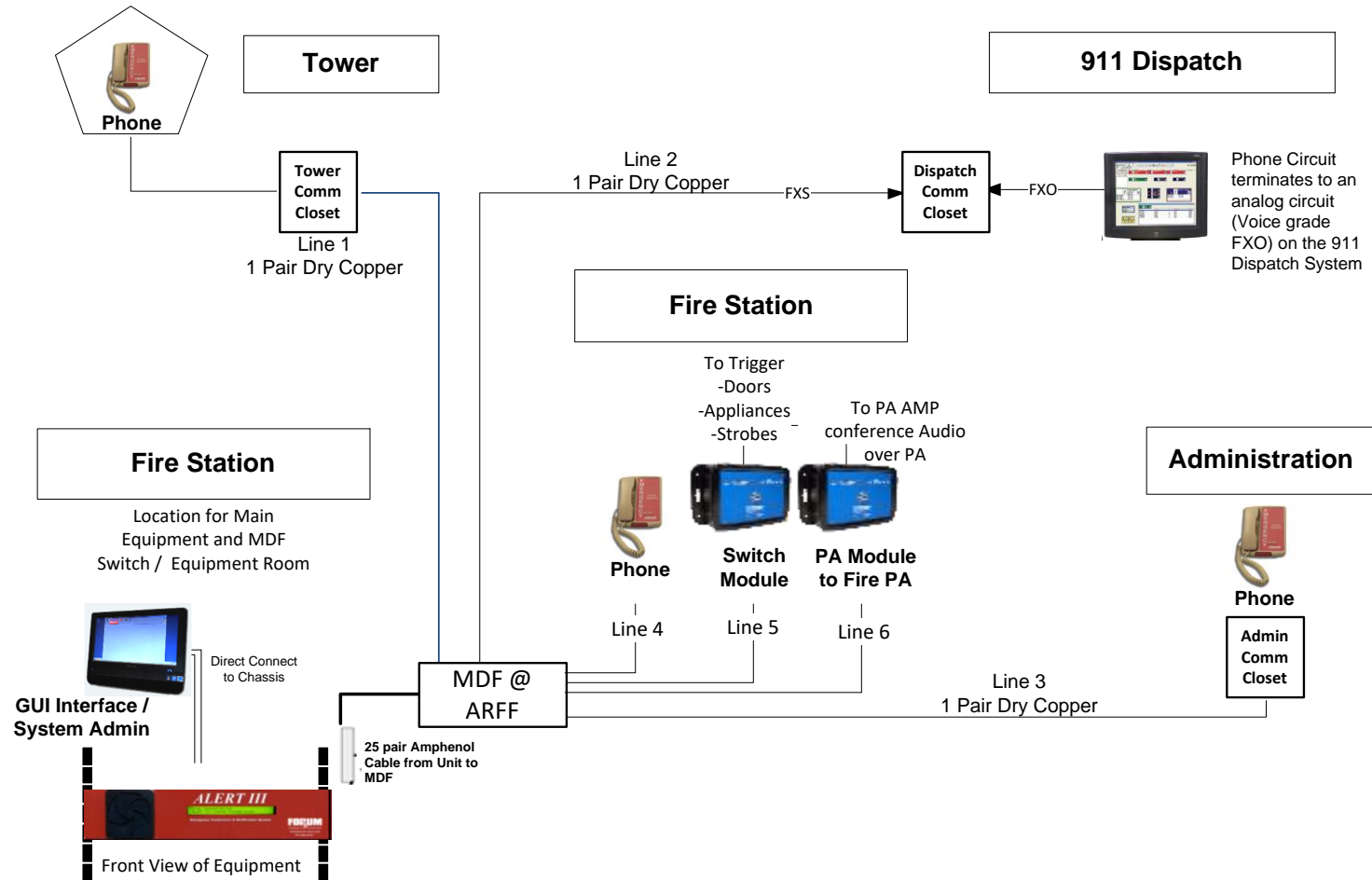


Loop start analog signalling - FXS/FXO-2 wire.

Telephones:

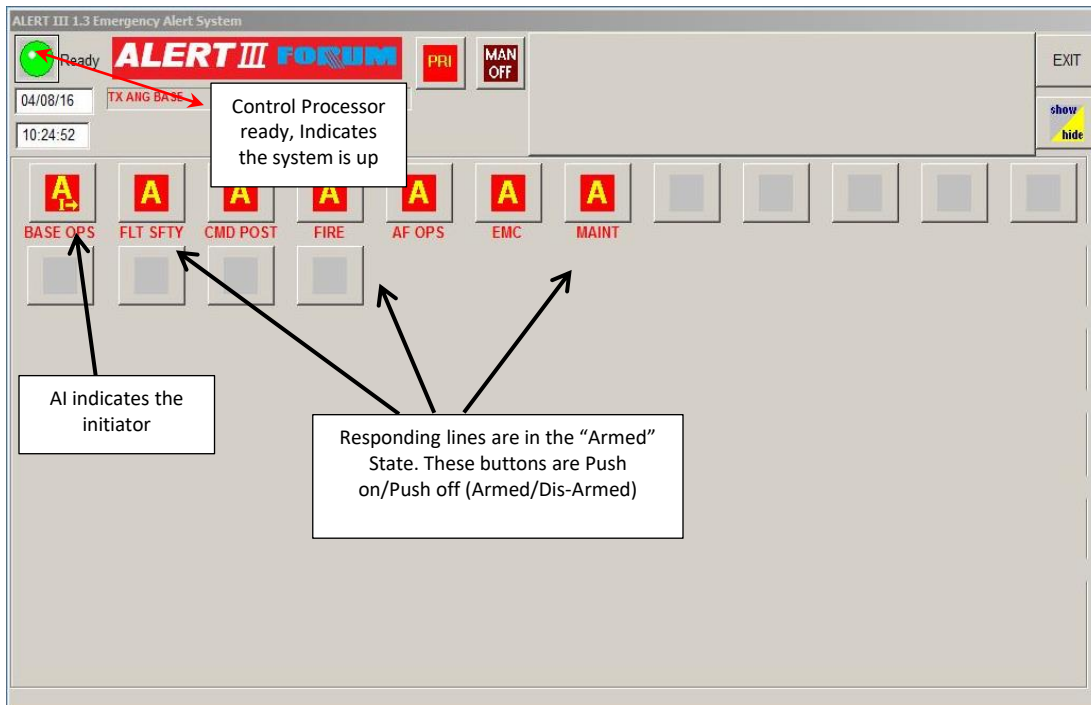
- Analog, line powered station sets.
- Push to Talk Handsets
- Visual LED ringing indicator.
- Handset volume control.
- HI /LOW ringer control.

Alert III Crash System Typical Airport Design



User Interface (GUI) provides Visual Indication of System Status

- When a designated Blast Initiator phone is taken off hook, a crash blast of all “armed” lines is performed.
- The Touch Screen User Interface indicates when a line is ringing and answered.
- Clear Conference Audio is established immediately, with no ring tones heard while participants join the call.



Each Agency can be in one of four states:



Armed: station will ring



Armed and Initiator: station will initiate a blast and ring if other station initiates.



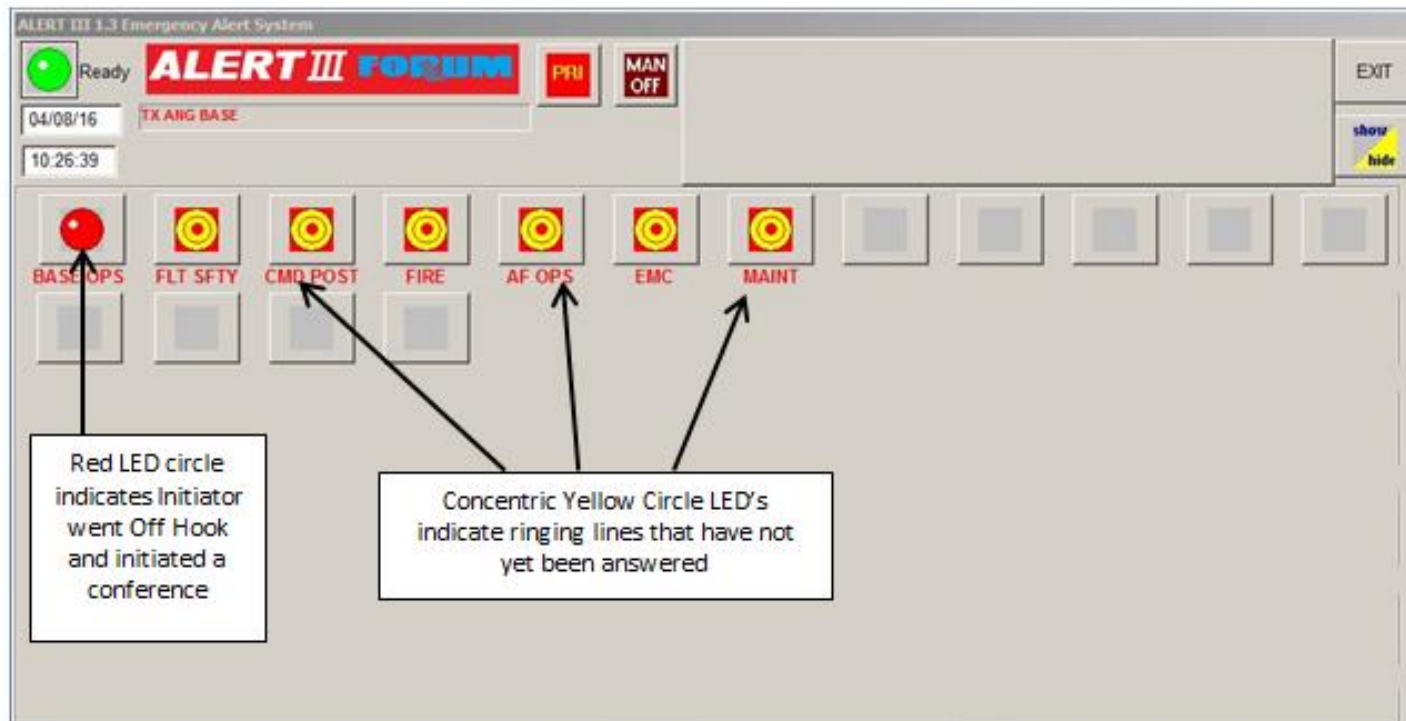
Initiator Only: station will initiate a blast, but will NOT ring if other station initiates.
e.g., ATC Tower for Primary.



Unarmed: not active

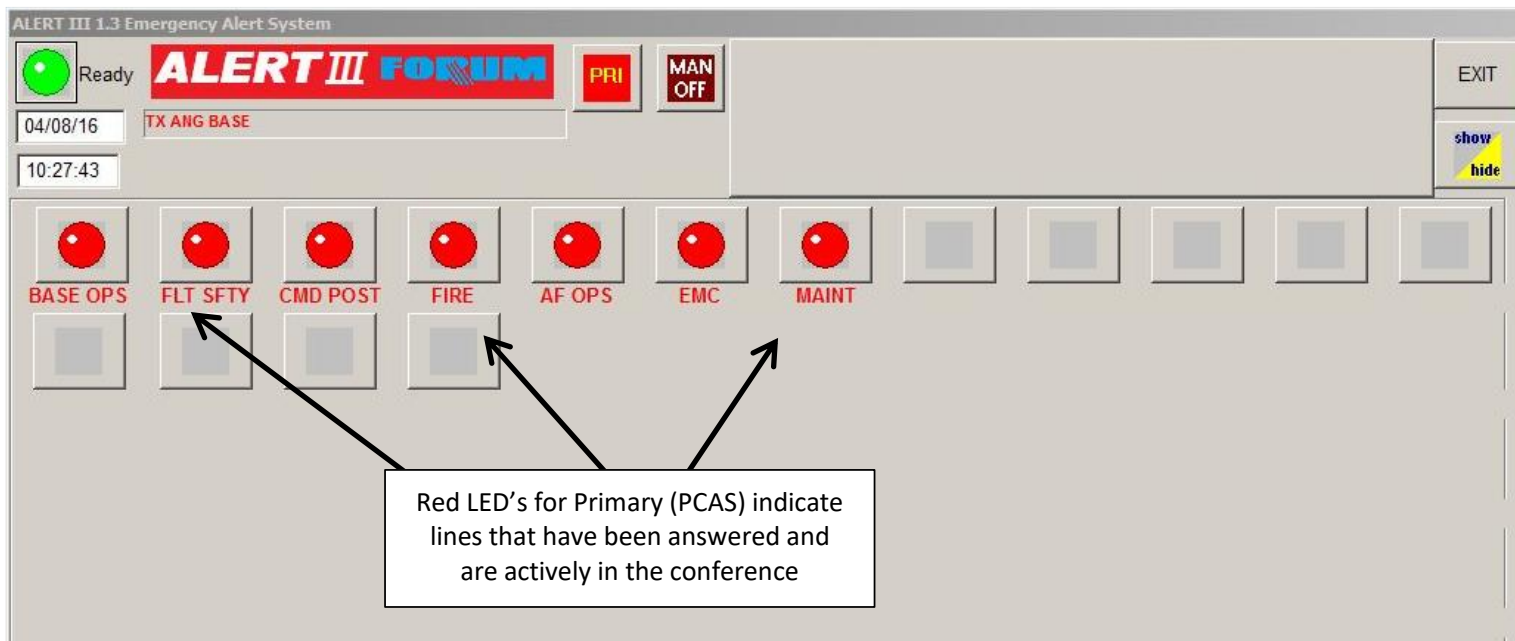
Testing Crash Blast System/Ringing

Figure xx: Ringing



Testing Crash Blast System/Answered

Figure xx: Answered



ALERT III: VOX-VOICE ACTIVATED RADIO-TELEPHONE INTERFACE

Voice Activated (VOX) Two Way Radio-



Telephone Interface for Alert Crash Systems



Tower Initiator

Radio Base Station

ARFF

Join Radio Net to Crash Net
Bridge the ARFF Radio to the Crash System Conference

Alert III Peripheral

- Provides two-way audio communications between the Forum crash phone system and a Motorola radio network.
- Voice Activated system detects speech and keys the microphone for the speaker to broadcast audio over both Crash Conference and Radio Network.
- Marker tones indicate talker has finished and airway is clear for next talker.
- Pre-mounted and ready to install in the rack.

IMPROVE ARFF COMMUNICATIONS AND RESPONSE!

ALERT III: RIM-INCIDENT LOCATION RUNWAY INDICATOR SYSTEM

DISPLAY ARFF RUNWAY DESTINATION



Tower Initiator Button

ARFF Bay Doors

ARFF

ARFF Truck to Incident

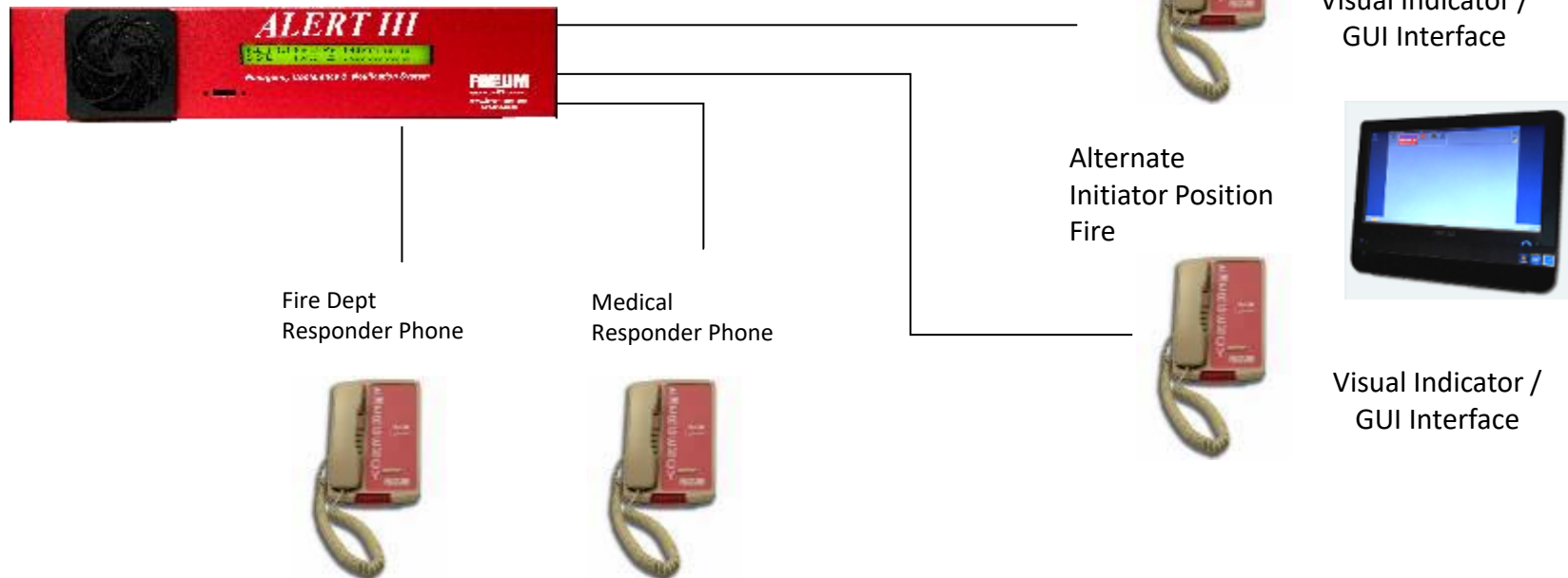
Airport Diagram

Alert III Peripheral

- INSTANTLY Display ARFF Runway Destination
- Tower Initiator Button
- SECONDS COUNT - Get an instant display

Dual User Interfaces Support Multiple Control Points

- Fully Functional (Full Duplex) System User Interfaces
- Support for Primary / Secondary Crash Applications
- Customizable Ring Cadence for Different Initiators
 - Indicates Who Triggered the Crash Conference
 - Supports Notification of Multiple Emergency Types



Specialized Telephone Instruments

- Push to talk handset provides positive audio control while minimizing interference from noisy environments.
- Flashing red LED provides visual ringing indication.
- Two ringing volumes, low / high. Switch selectable on back of set.
- On Hook audio volume, adjustment bar on faceplate.
- Positive retention handset prevents accidental activation.
- Customizable faceplate color and emblem.



Push to Talk Handsets

**Push *and* Hold the button to speak,
Release the button to listen.**



Specialized Peripheral Modules

- Forum line interface modules provide an interface to:
 - **Public Address (PA) systems** in Fire or Airfield Operations areas for conference audio.
 - **Contact closure devices** to activate Fire Bay Doors, bells, klaxons, runway lights, and / or ARFF appliances.
 - **Radio Interface systems** to broadcast conference audio over one or more radio frequencies.
 - A selection of **Indoor / Outdoor strobe lights**, sirens, or visual indicators.



Service and Support

Forum provides a ***One Year (1) Remote Support Agreement***, effective from date of acceptance, 8 to 32 port chassis. Forum will perform remote diagnostics and provide advance replacement of components, if required.

Forum offers a complete program of service and support options for our customers, from additional training and certifications to remote diagnostics, documentation and support. For assistance just call or email.

For Technical Phone Support, contact us as shown below:

Monday - Friday (8:30 am to 5:30 pm CST)

Alert III Products Support Line: 972-619-8585

support@forum-com.com

THANK YOU!

